



EMR Corporation is an official licensed manufacturer of the products contained in this brochure.

VHF & UHF Duplexers 526 SERIES (Formerly RFS/Celwave PD526 Series)

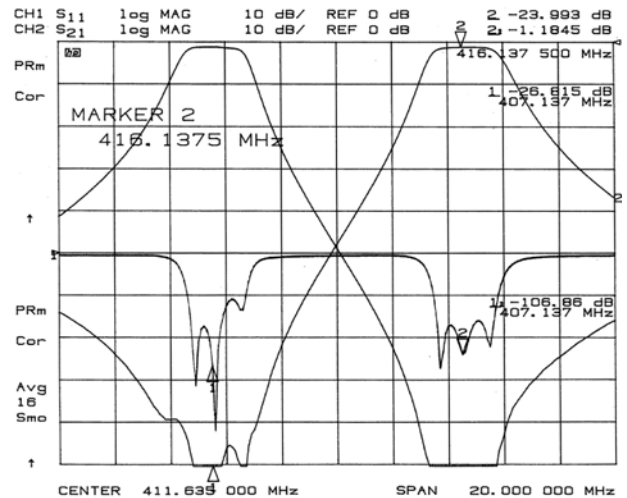
526 SERIES

These units use six pass-reject dual-notch resonators with three resonators per channel as the normal arrangement. This product utilizes the superior RF conductivity of copper for excellent performance. The 526 series is suitable for duplexing or two channel Tx combining. Contact us for more application details.

These units are available with reversible mounting brackets (526-5-SR) to allow flush rack mounting with connections in the rear.

BENEFITS & FEATURES:

- **High Isolation**
Minimizes Interference
- **Temperature Compensated**
Assures consistent performance across temperature and power range.
- **Low Insertion Loss**
Maximizes effective radiated power.



Model Number 526-4-1

VHF/UHF BASE STATION DUPLEXERS

406 - 470 MHz

ELECTRICAL SPECIFICATIONS

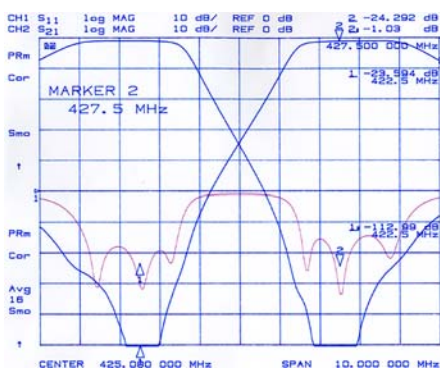
Model Number	526-WB-SR-1	526-WB-SR-1	526-WB-1	526-4-1	526-4-SR-1
Frequency Band	406-440	406-440	406-440	406-470	406-470
Spacing Min.	5 MHz	10 MHz	10 MHz	3 MHz	3 MHz
TX Bandwidth	1.2 MHz	1.2 MHz	1.2 MHz	0.025 MHz	0.025 MHz
RX Bandwidth	1.2 MHz	1.2 MHz	1.2 MHz	0.025 MHz	0.025 MHz
Power Input, Max.	150 W	200 W	200 W	250 W	250 W
Insertion Loss, Tx -Ant. Nominal @ Min. Spacing	1.1 dB	1 dB	1 dB	1.2 dB	1.5 dB
Insertion Loss RX - Ant. Nominal @ Min. Spacing	1.1 dB	1 dB	1 dB	1.2 dB	1.5 dB
Tx Noise Suppression @ Rx Freq.	80 dB	100 dB	100 dB	100 dB	100 dB
Rx Noise Suppression @ Tx Freq.	80 dB	100 dB	100 dB	100 dB	100 dB
VSWR (max.)	1.3:1	1.3:1	1.3:1	1.3:1	1.3:1
Temperature Range	- 22 to +140 °F - 30 to 60 ° C	- 22 to +140 °F - 30 to 60 ° C	- 22 to +140 °F - 30 to 60 ° C	- 22 to +140 °F - 30 to 60 ° C	- 22 to +140 °F - 30 to 60 ° C
Price	\$1,975.00	\$1,975.00	\$1,975.00	\$1,975.00	\$1,975.00

MECHANICAL SPECIFICATIONS

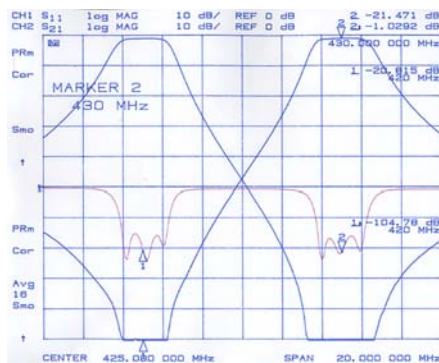
Connectors	N-Female	N-Female	N-Female	N-Female	N-Female
Actual Dimensions (HxWxD)					
Inches	5 1/4x19x14	5 1/4x19x14	5 1/4x19x14	5 1/4x19x14	5 1/4x19x14
Metric	133x483-356	133x483-356	133x483-356	133x483-356	133x483-356
Ship Wt.					
lbs	23	23	23	23	23
kg	10.5	10.5	10.5	10.5	10.5

Note: Performance shown for the specific spacing and bandwidth listed. Contact us for performance at other spacing.

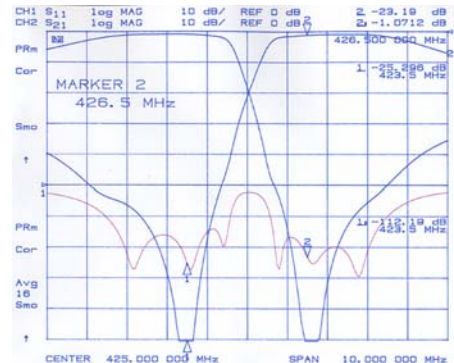
526-WB-SR-1



526-WB-1



526-4-1



VHF/UHF BASE STATION DUPLEXERS

435 - 470 MHz

ELECTRICAL SPECIFICATIONS

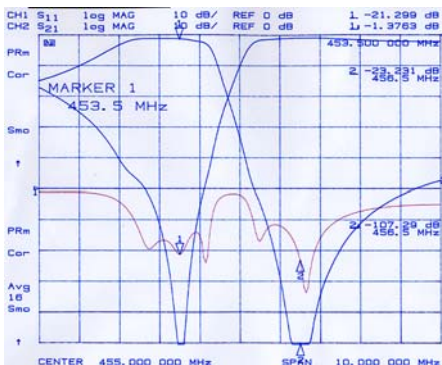
Model Number	526-4-2	526-4-SR-2	526-WB-2	526-WB-SR-2
Frequency Band	435-470	435-470	435-470	435-470
Spacing Min.	3 MHz	3 MHz	10 MHz	10 MHz
TX Bandwidth	0.025 MHz	0.025 MHz	1.2 MHz*	1.2 MHz*
RX Bandwidth	0.025 MHz	0.025 MHz	1.2 MHz*	1.2 MHz*
Power Input, Max.	250 W	250 W	200 W	200 W
Insertion Loss, Tx -Ant. Nominal @ Min. Spacing	1.5 dB	1.5 dB	1.2 dB	1 dB
Insertion Loss RX - Ant. Nominal @ Min. Spacing	1.5 dB	1.5 dB	1.2 dB	1 dB
Tx Noise Suppression @ Rx Freq.	100 dB	100 dB	100 dB	100 dB
Rx Noise Suppression @ Tx Freq.	100 dB	100 dB	100 dB	100 dB
VSWR (max.)	1.3:1	1.3:1	1.3:1	1.3:1
Temperature Range	- 22 to +140 °F - 30 to 60 ° C	- 22 to +140 °F - 30 to 60 ° C	- 22 to +140 °F - 30 to 60 ° C	- 22 to +140 °F - 30 to 60 ° C
Price	\$1,975.00	\$1,975.00	\$1,975.00	\$1,975.00

MECHANICAL SPECIFICATIONS

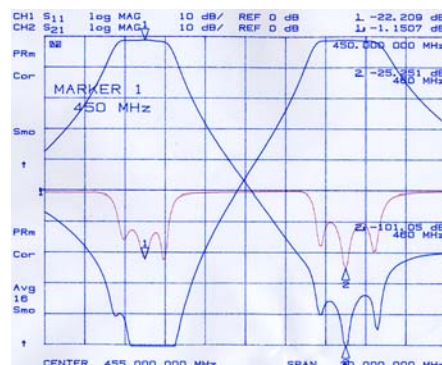
Connectors	N-Female	N-Female	N-Female	N-Female
Actual Dimensions (HxWxD)				
Inches	5 1/4x19x14	5 1/4x19x14	5 1/4x19x14	5 1/4x19x14
Metric	133x483-356	133x483-356	133x483-356	133x483-356
Ship Wt.				
lbs	23	23	23	23
kg	10.5	10.5	10.5	10.5

Note: Performance shown for the specific spacing and bandwidth listed. Contact us for performance at other spacing.

526-4-2



526-WB-SR-2



VHF/UHF BASE STATION DUPLEXERS

470 - 512 MHz

ELECTRICAL SPECIFICATIONS

Model Number	526-5-1	526-5-SR-1	526-5-2	526-5-SR-2
Frequency Band	470-490	470-490	490-512	490-512
Spacing Min.	3 MHz	3 MHz	3 MHz	3 MHz
TX Bandwidth	0.025 MHz	0.025 MHz	0.025 MHz	0.025 MHz
RX Bandwidth	0.025 MHz	0.025 MHz	0.025 MHz	0.025 MHz
Power Input, Max.	250 W	250 W	250 W	250 W
Insertion Loss, Tx -Ant. Nominal @ Min. Spacing	1.2 dB	1.2 dB	1.2 dB	1.2 dB
Insertion Loss RX - Ant. Nominal @ Min. Spacing	1.2 dB	1.2 dB	1.2 dB	1.2 dB
Tx Noise Suppression @ Rx Freq.	100 dB	100 dB	100 dB	100 dB
Rx Noise Suppression @ Tx Freq.	100 dB	100 dB	100 dB	100 dB
VSWR (max.)	1.3:1	1.3:1	1.3:1	1.3:1
Temperature Range	- 22 to +140 °F - 30 to 60 ° C	- 22 to +140 °F - 30 to 60 ° C	- 22 to +140 °F - 30 to 60 ° C	- 22 to +140 °F - 30 to 60 ° C
Price	\$1,975.00	\$1,975.00	\$1,975.00	\$1,975.00

MECHANICAL SPECIFICATIONS

Connectors	N-Female	N-Female	N-Female	N-Female
Actual Dimensions (HxWxD)				
Inches	5 1/4x19x14	5 1/4x19x14	5 1/4x19x14	5 1/4x19x14
Metric	133x483-356	133x483-356	133x483-356	133x483-356
Ship Wt.				
lbs	23	23	23	23
kg	10.5	10.5	10.5	10.5

Note: Performance shown for the specific spacing and bandwidth listed. Contact us for performance at other spacing.

526-5-SR-1

