

UHF Single Bay Dipole

Electrical Specifications


Frequency (Continuous)	360-520 MHz
Gain	2.5 dBd
Power Rating (Max.)	500 W
Polarization	Vertical
VSWR (Max.)	1.5:1
E Plane	80°
H Plane	See pattern
Impedance (Nom.)	50 Ω
Lightning Protection	DC Grounded
RF Connector Type	N Male

Mechanical Specifications

Cable Type	RG 214
Antenna Dimensions (HxWxD)	11.5" x 32.3" x 1.5"
Tower Weight (Antenna+Mounts)	5 lbs.
Mounting	Each dipole element includes a heavy duty stainless steel bracket for mounting to a 1.5-2.5" diameter mast. Antenna may be mounted at 1/4, 1/2 or full wave spacing. Mast is customer supplied.
Material	Electropolished Stainless Steel

Environmental Specifications

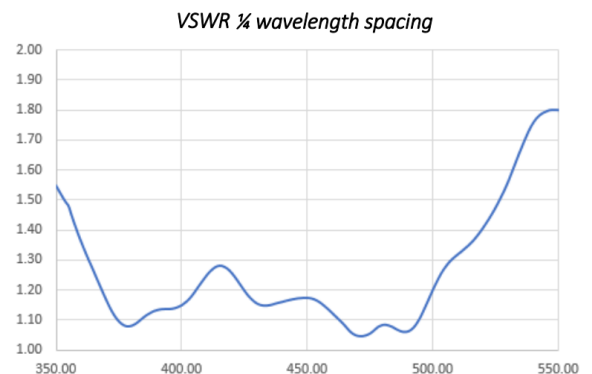
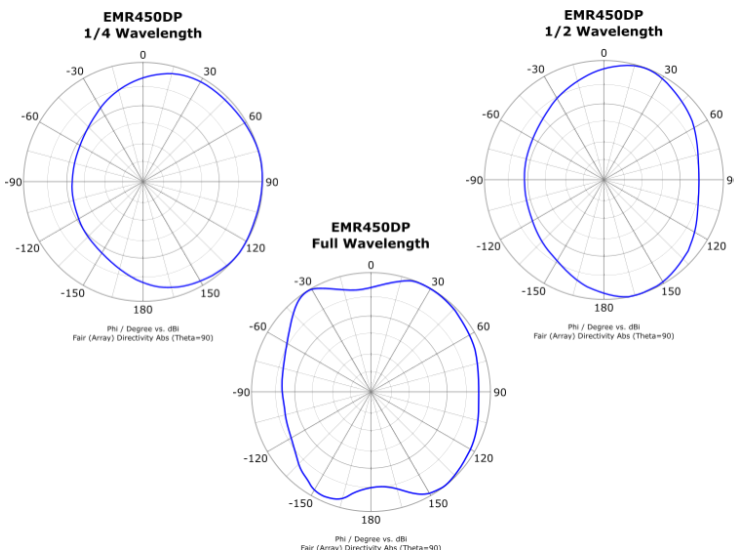
Wind Rating	175 MPH
Wind Rating 1/2" Ice	150 MPH
Exposed Area (Max.)	0.27 ft. ²
Lateral Thrust	11 lbs @ 100MPH



The EMR450DP single bay dipole is a rugged, all electropolished stainless steel, folded broadband dipole for use in the 360-520 MHz band. It is all stainless steel construction, suited to harsh environments. This antenna can be mounted in three configurations to allow for different shaped radiation patterns in the H plane, including 1/4, 1/2 and Full Wave length spacing from the vertical mounting pole.

Product Features

- Broad VSWR bandwidth
- Stainless steel construction
- Weather and corrosion resistance
- No tuning required, plug & play
- Ideal for Public Safety, Government, LMR, and Railroad Applications
- 3 Year Warranty



All product specifications subject to change without notice.

Copyright © 2020 EMR Corporation. All rights reserved.