


BROADCAST TRANSMITTER COMBINERS

FILTER FERRITE



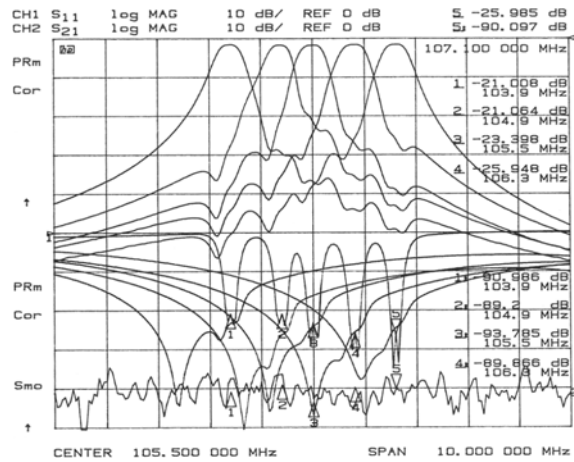
ELECTRICAL SPECIFICATIONS

Model Number	FM63421	FM63431	FM63441
Frequency Band (MHz)	88-108	88-108	88-108
# of Channels	2	3	4
Max. Pwr Per Channel	50 W	50 W	50 W
Min. Frequency Spacing	800 KHz	800 KHz	800 KHz
Max. Insertion Loss	2.0 dB	2.1 dB	2.2 dB
Min. Insertion Loss	1.5 dB	1.6 dB	1.7 dB
Isolation Tx-Tx	50 dB	50 dB	50 dB
Isolation Ant-Tx	35 dB	35 dB	35 dB
Impedance	50 Ω	50 Ω	50 Ω
Max. VSWR Input/Output	1.1:1 / 1.25:1	1.1:1 / 1.25:1	1.1:1 / 1.25:1
Isolator	Single	Single	Single
Temperature Range	- 22 to +140 °F - 30 to +60 ° C	- 22 to +140 °F - 30 to +60 ° C	- 22 to +140 °F - 30 to +60 ° C
List Price	\$4,665.00	\$7,970.00	\$10,570.00

MECHANICAL SPECIFICATIONS

Cavity Dim	Inches	38 to 46 1/2	38 to 46 1/2	38 to 46 1/2
Height	Metric	966 to 1182	966 to 1182	966 to 1182
Finished Dim (D x W)	Inches	6 1/8 x 19	12 1/4 x 19	12 1/4 x 19
	Metric	156 x 483	312 x 483	312 x 483
Connectors		N Female	N Female	N Female
Finish		EMR Gray	EMR Gray	EMR Gray
Ship Weight: lbs.		23	31	39
	kg.	10.5	14.1	17.7

FM63451



BROADCAST TRANSMITTER COMBINERS

ELECTRICAL SPECIFICATIONS

Model Number	FM63422	FM63432	FM63442
Frequency Band (MHz)	88-108	88-108	88-108
# of Channels	2	3	4
Max. Pwr Per Channel	50 W	50 W	50 W
Min. Frequency Spacing	800 KHz	800 KHz	800 KHz
Max. Insertion Loss	2.2 dB	2.3 dB	2.4dB
Min. Insertion Loss	1.7 dB	1.8 dB	1.9 dB
Isolation Tx-Tx	90 dB	90 dB	90 dB
Isolation Ant-Tx	70 dB	70 dB	70 dB
Impedance	50 Ω	50 Ω	50 Ω
Max. VSWR Input / Output	1.1:1 / 1.25:1	1.1:1 / 1.25:1	1.1:1 / 1.25:1
Isolator	Dual	Dual	Dual
Temperature Range	- 22 to +140 °F - 30 to +60 ° C	- 22 to +140 °F - 30 to +60 ° C	- 22 to +140 °F - 30 to +60 ° C
List Price	\$6,040.00	\$9,210.00	\$12,230.00

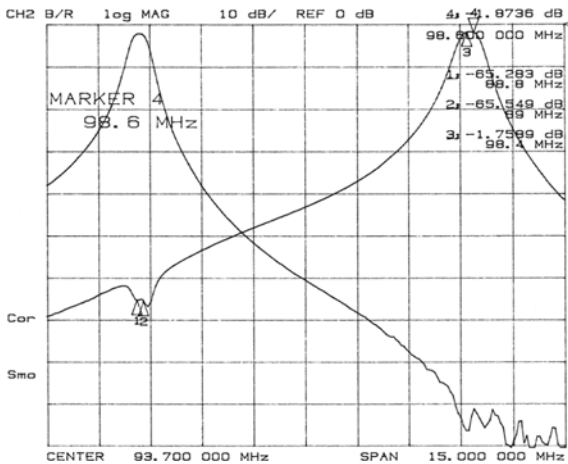
MECHANICAL SPECIFICATIONS

Cavity Dim	Inches	38 to 46 1/2	38 to 46 1/2	38 to 46 1/2
Height	Metric	966 x 1182	966 x 1182	966 x 1182
Finished Dim (D x W)	Inches	6 1/8 x 19	12 1/4 x 19	12 1/4 x 19
	Metric	156 x 483	312 x 483	312 x 483
Connectors		N Female	N Female	N Female
Finish		EMR Gray	EMR Gray	EMR Gray
Ship Weight: lbs.		23	31	39
	kg.	10.5	14.1	17.7

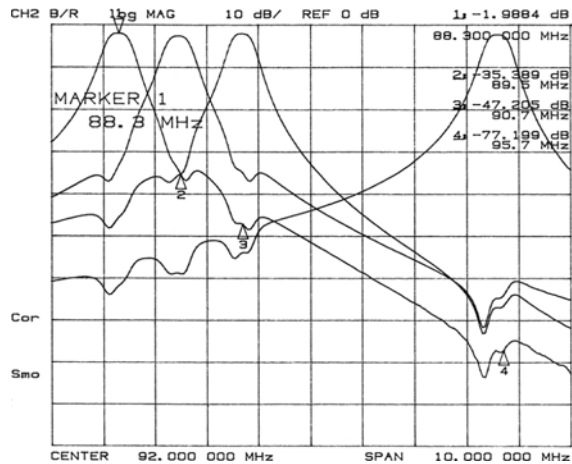


FILTER FERRITE

FM63422




FM63442



BROADCAST TRANSMITTER COMBINERS

FILTER FERRITE

FM63522/H



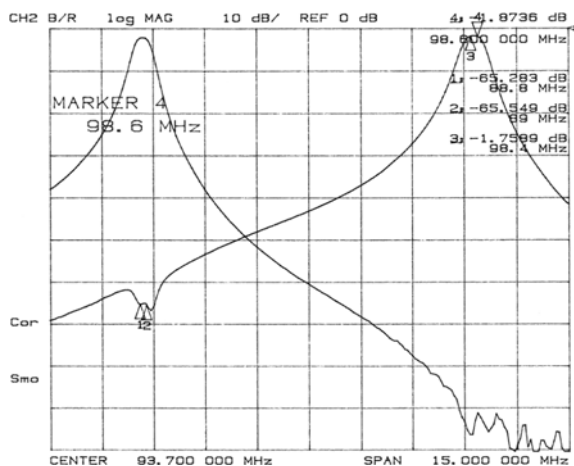
ELECTRICAL SPECIFICATIONS

Model Number	FM63522/H	FM63532/H	FM63542/H
Frequency Band (MHz)	88-108	88-108	88-108
# of Channels	2	3	4
Max. Pwr Per Channel	100 W	100 W	100 W
Min. Frequency Spacing	800 KHz	800 KHz	800 KHz
Max. Insertion Loss	2.2 dB	2.3 dB	2.4 dB
Min. Insertion Loss	1.7 dB	1.8 dB	1.9 dB
Isolation Tx-Tx	90 dB	90 dB	90 dB
Isolation Ant-Tx	70 dB	70 dB	70 dB
Impedance	50 Ω	50 Ω	50 Ω
Max. VSWR Input / Output	1.1:1 / 1.25:1	1.1:1 / 1.25:1	1.1:1 / 1.25:1
Isolator	Dual	Dual	Dual
Temperature Range	- 22 to +140 °F - 30 to +60 ° C	- 22 to +140 °F - 30 to +60 ° C	- 22 to +140 °F - 30 to +60 ° C
List Price	\$7,005.00	\$10,660.00	\$14,130.00

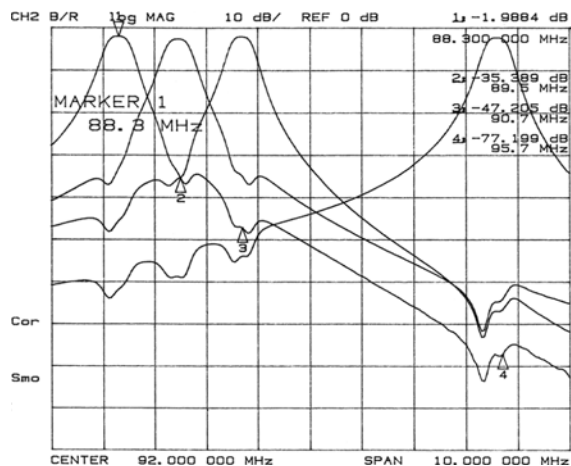
MECHANICAL SPECIFICATIONS

Finished Dim (D x W) Inches	7 3/4 x 19	15 1/2 x 19	15 1/2 x 19
	Metric 197 x 483	394 x 483	394 x 483
Cavity Dim (height) Inches	38 x 46 1/2	38 x 46 1/2	38 x 46 1/2
	Metric 966 x 1182	966 x 1182	966 x 1182
Connectors	N Female	N Female	N Female
Finish	EMR Gray	EMR Gray	EMR Gray
Ship Weight: lbs.	37	56	75
	kg.	16.8	25.5

FM63522/H



FM63542/H



BROADCAST TRANSMITTER COMBINERS

ELECTRICAL SPECIFICATIONS

Model Number	FM63522/HF	FM63532/HF	FM63542/HF
Frequency Band (MHz)	88-108	88-108	88-108
# of Channels	2	3	4
Max. Pwr Per Channel	150 W	150 W	150 W
Min. Frequency Spacing	800 KHz	800 KHz	800 KHz
Max. Insertion Loss	1.7 dB	1.8 dB	1.9 dB
Min. Insertion Loss	2.2 dB	2.3 dB	2.4 dB
Isolation Tx-Tx	90 dB	90 dB	90 dB
Isolation Ant-Tx	70 dB	70 dB <td 70 dB	
Impedance	50 Ω	50 Ω	50 Ω
Max. VSWR	1.1:1 / 1.25:1	1.1:1 / 1.25:1	1.1:1 / 1.25:1
Isolator	Dual	Dual	Dual
Temperature Range	- 22 to +140 °F - 30 to +60 ° C	- 22 to +140 °F - 30 to +60 ° C	- 22 to +140 °F - 30 to +60 ° C
List Price	\$7,640.00	\$11,595.00	\$15,400.00

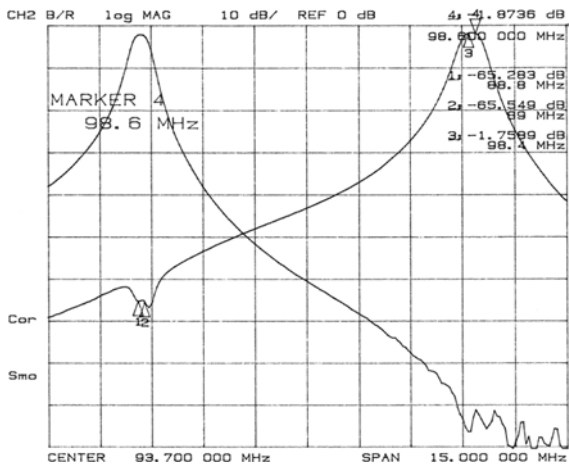
MECHANICAL SPECIFICATIONS

Finished Dim (D x W) Inches	12 3/4 X 19	25 1/2 X 19	25 1/2 x 19
	Metric 324 X 483	Metric 648 X 483	Metric 648 x 483
Cavity Dim (height) Inches	38 to 46.5	38 to 46.5	38 to 46.5
	Metric 966 x 1182	Metric 966 x 1182	Metric 966 x 1182
Connectors	N Female	N Female	N Female
Finish	EMR Gray	EMR Gray	EMR Gray
Ship Weight: lbs.	52	65	85
	kg.	23.6	29.5

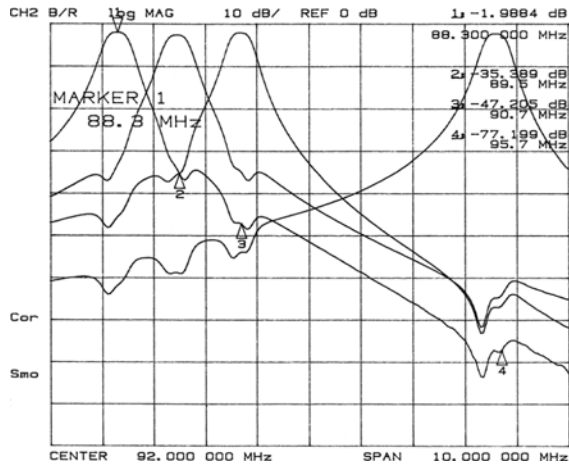


FILTER FERRITE

FM63522/HF



FM63542/HF



BROADCAST TRANSMITTER COMBINERS

ELECTRICAL SPECIFICATIONS

Model Number	FM25321	FM25341	FM26321	FM26341
Frequency Band (MHz)	450-456	450-456	944-960	944-960
# of Channels	2	4	2	4
Max. Pwr Per Channel	10 W	10 W	10 W	10 W
Insertion Loss	3.8 dB	6.9 dB	3.7 dB	6.8 dB
Isolation Tx/Tx	60 dB	60 dB	60 dB	60 dB
Isolation Ant/Tx	35 dB	35 dB	35 dB	35 dB
Impedance	50 Ω	50 Ω	50 Ω	50 Ω
Max. VSWR Input / Output	1.1:1 / 1.25:1	1.1:1 / 1.25:1	1.1:1 / 1.25:1	1.1:1 / 1.25:1
Isolator	Single	Single	Single	Single
Temperature Range	- 22 to +140 °F - 30 to +60 ° C	- 22 to +140 °F - 30 to +60 ° C	- 22 to +140 °F - 30 to +60 ° C	- 22 to +140 °F - 30 to +60 ° C
List Price	\$1,765.00	\$3,010.00	\$2,340.00	\$4,185.00

MECHANICAL SPECIFICATIONS


Dim (H x W x D)	Inches	1 3/4 x 19 x 11 1/4	1 3/4 x 19 x 11 1/4	1 3/4 x 19 x 11 1/4	3 1/2 x 19 x 11 1/4
	Metric	45 x 483 x 286	45 x 483 x 286	45 x 483 x 286	89 x 483 x 286
Connectors		N Female	N Female	N Female	N Female
Finish		EMR Gray	EMR Gray	EMR Gray	EMR Gray
Ship Weight: lbs.		12	16	12	16
kg.		5.5	7.3	5.5	7.3




FM25321



FM25341



FM26321



FM26341