

CAVITY RESONATORS

VHF 190 - 300 MHz

6467/SND

6454/SND



6467/SNE-2



ELECTRICAL SPECIFICATIONS

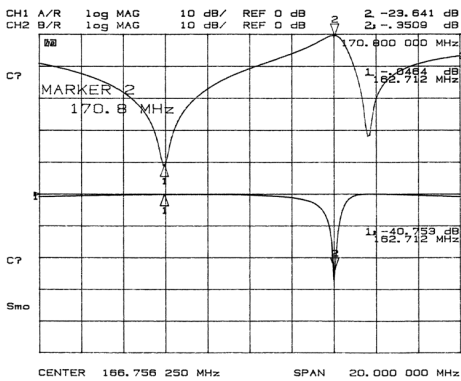
Model Number	6454/SND	6467/SND	6467/SNE
Frequency Band (MHz)	190-240	190-240	240-300
Input Power-See Appl. Notes	150 W	200 W	200 W
Insertion Loss	See Application Notes on Page 45		
Attenuation	See Charts Below	See Charts Below	See Charts Below
Impedance	50 Ω	50 Ω	50 Ω
VSWR	1.25:1 or Better	1.25:1 or Better	1.25:1 or Better
Electrical Length	1/4 λ	1/4 λ	1/4 λ
Temp Range	- 22 to +140 °F - 30 to +60 °C	- 22 to +140 °F - 30 to +60 °C	- 22 to +140 °F - 30 to +60 °C

MECHANICAL SPECIFICATIONS

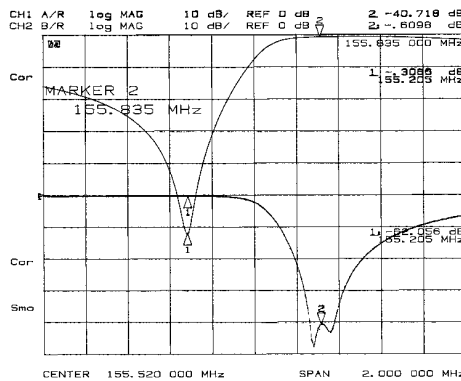
Dim (d x w)		4" x 4"	7" x 7"	7" x 7"
Individual Cavity		102 x 102 mm	178 x 178 mm	178 x 178 mm
Dim (Height)	Inches	26" - 32 1/2"	26" - 32 1/2"	16" - 20"
Individual Cavity	Metric	661 - 826 mm	661 - 826 mm	407 - 508 mm
Connectors		N Female	N Female	N Female
Finish		EMR Gray	EMR Gray	EMR Gray
Ship Weight: Single		12 lbs. (5.5 kg.)	16 lbs. (7.3 kg.)	15 lbs. (6.9 kg.)
Dual		22 lbs. (10.0 kg.)	48 lbs. (21.8 kg.)	22 lbs. (10.0 kg.)
Triple		28 lbs. (12.8 kg.)	65 lbs. (29.5 kg.)	32 lbs. (14.6 kg.)

PASS NOTCH

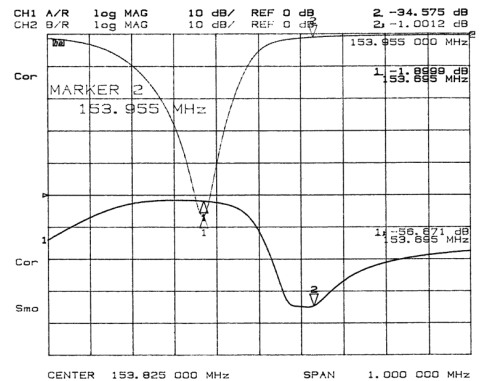
6454/SND



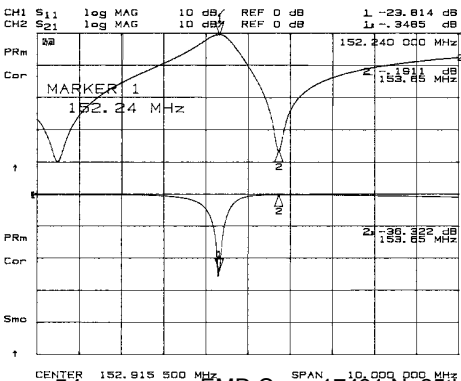
6454/SND-2



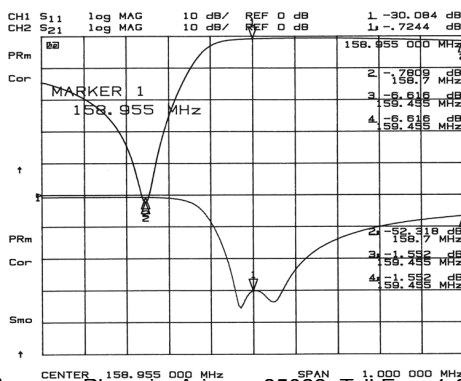
6454/SND-3



6467/SND & 6467/SNE



6467/SND-2 & 6467/SNE-2



6467/SND-3 & 6467/SNE-3

